

The DSP-2000 CableAnalyzer™

- Delivers TSB-67 Accuracy Level II for Basic Link and Channel as classified by Underwriters Laboratories, Inc. (UL)
- Provides auto-diagnostics of cabling faults in graphical and text representations
- Tests NEXT from both ends to 155 MHz
- Detects/excludes sources of noise from NEXT measurements
- Provides fast test times: completes test of a 4-pair Cat 5 cable in less than 20 seconds
- Stores 1,150 TIA TSB-67 test results and up to 3000 fiber test results
- Monitors traffic on 10BASE-T and 100BASE-TX networks to help you identify if the cable link is the source of the problem
- Tests a wide variety of LAN cabling systems: UTP, FTP, STP (IBM type 1,2,6,9), Coax
- Includes free Windows™-based DSP-LINK software—the quick and easy way to upload cable test results to your PC
- Provides input protection from live ISDN circuits
- Has a bright, back-lit display for hard-to-see locations
- Has a rugged, solid construction, built for the job site

DSP-2000 Digital CableAnalyzer™

Certify and troubleshoot cabling for high-speed networks

If you're installing or maintaining high-speed networks such as Fast Ethernet or ATM, the Fluke DSP-2000 CableAnalyzer is the right test tool for the job. This *digital* cable tester, from the popular Fluke DSP Series, enables you to certify a Cat 5 cabling plant, troubleshoot a problem, or re-certify moves, adds, and changes, with the touch of a button.

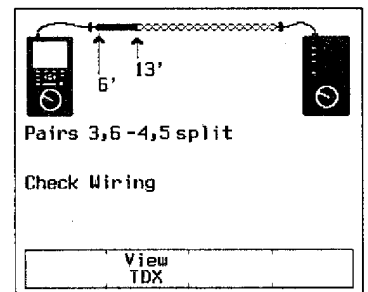

Based on Fluke's superior digital test technology, the DSP-2000 fully complies with Cat 5, TSB-67 test standards. It also offers powerful diagnostic capabilities at the touch of its FAULT INFO button, which quickly pinpoints subtle defects resulting from bad connections, poor workmanship, or improper cabling.

Simplify troubleshooting

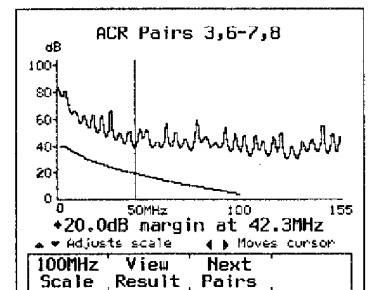
Older analog cable scanners may not guarantee cabling performance in new, high-speed networks. Not only does the DSP-2000 let you certify these high-speed links with Accuracy Level II—the highest level of confidence—but its unique FAULT INFO feature shows you exactly where the link fails. The diagnostics are displayed in a graphic representation and in plain language. So, whether it's poor workmanship, a bad patch cord, or improper cabling, FAULT INFO lets you know how to get your link ready for the demands of high-speed networking.

Monitor 10BASE-T and 100BASE-TX networks

With the DSP-2000, you can monitor both 10BASE-T and 100BASE-TX networks to immediately identify port capabilities and activity. You can also find active ports, locate hub port connections and detect impulse noise.



Fault Info graphically displays the cabling link and defect location.



The detailed ACR test data to 155 MHz—with a pass/fail limit curve to 100 MHz per TIA TSB-67 Cat 5 Channel—enables you to access the capability of the Channel up to 155 MHz.

Test fiber optic cables

When paired with the optional Fluke DSP-FTK Fiber Test Kit, the DSP-2000 detects bad connections, bad splices, broken fibers, and loss of power from bends and fiber-type mismatches. It precisely measures power loss from fiber optic cables in dB with digital accuracy, and measures optical power in dBm or μ W. The Fiber Test Kit includes an Optical Power Meter (DSP-FOM), a combination 350/1300 nm Fiber Optic Source, patch cords and a coupler. Other laser and power optical sources are also available.

Get free DSP-LINK software

Windows®-based DSP-LINK software brings "point and click" simplicity to the task of transferring data or updating your DSP-2000; and it's included free with the DSP-2000!

It's fast—download all stored test results (600 to more than 2000) from the DSP-2000 to a PC in less than two minutes with DSP-LINK.

Manage test results with Fluke CableManager™ Software

DSP-2000 options include powerful CableManager software that allows you to quickly and easily organize, find, edit, print and save your cable test result information in a database. You can download Autotest reports and sort and search through several fields, such as Cable ID, Site and Pass/Fail.

Specifications

Cable Types: UTP, FTP, ScTP, STP, Coax

Test Standards:

TIA Cat 3, 4, and 5 Basic Link or Channel
ISO11801/EN 50173 Class A, B, C, or D
IEEE 10Base5, 10Base2, or 10base-T
IEEE Token Ring 4 Mbps or 16 Mbps
IEEE 100Base-TX, 100Base-T4
IEEE 802.12 (100VG-AnyLan) 4-UTP or 2-STP
ANSI TP-PMD
Aus/NZ Class C, D Basic Link or Channel

Speed of Autotest: Full Autotest of Category 5 UTP cable, including 6 pair combinations for NEXT in both directions, in less than 20 seconds.

Supported Tests (range of test is determined by network or selected standard)

Wire Map
Length, Propagation Delay, Delay Skew
Attenuation
NEXT, NEXT @ Remote
Power Sum NEXT, PSNEXT @ Remote
Attenuation-to-Crosstalk Ratio (ACR), ACR @ Remote
Characteristic Impedance
DC Loop Resistance
Return Loss (RL), RL @ Remote

Cable Tone Generator: Tone generator can be detected by a handheld tone probe.

Display: Graphic bit-mapped LCD with back light and adjustable contrast

Test connections: Two shielded 8-pin modular connectors, RJ-45

Input Protection: Protected against continuous telco voltages and 100 mA over-current. Occasional ISDN over-voltages will not cause damage

EMC: EMC compliant. CE certification by NMI Certin BV. Number FLK95003.CPT dated on 3-Oct-95.

Power: Main instrument and Smart Remote unit: Rechargeable NiCad battery with 10-12 hours typical battery life

Size: 22.5 x 13 x 7.6 cm (9 x 5 x 3 in)


Weight: 1.5 kg (3.25 lb)

Languages Supported: English, Spanish, Italian, French, German, Portuguese, Chinese, Korean and Japanese


Ordering Information

Model Name	Description
DSP-2000	CableAnalyzer Includes: DSP-2000 CableAnalyzer, DSP-2000 Smart Remote, DSP-LINK Software, PC Serial Interface Cable, 2 AC Adapter/Chargers, hard carrying case, one coax patch cable, two 2 m UTP Cat 5 shielded patch cables, one 10 inch calibration cable, one RJ45 to BNC adapter

See the *Cable Test Accessories Guide* for accessory information.



DSP-2000 CableAnalyzer main unit and smart remote.



Fluke. Keeping your world up and running.

Fluke Corporation
PO Box 9090
Everett, WA USA 98206

Fluke Europe B.V.
PO Box 1186, 5602 BD
Eindhoven, The Netherlands

For more information call:
U.S.A. (800) 443-5853 or Fax (425) 356-5116
Europe/M-East (31 40) 2 678 209 or Fax (31 40) 2 678 222
Canada (905) 890-7600 or Fax (905) 890-6866
Other countries (425) 356-5500 or Fax (425) 356-5116
E-mail: fluke-info@tc.fluke.com
Web access: <http://www.fluke.com/nettools/>

© 1998 Fluke Corporation. All rights reserved. Printed in U.S.A.
Windows is a registered trademark of Microsoft Corporation.
7/98 D0060UEN Rev A